

# SK32 THRU SK310

## SURFACE MOUNT SCHOTTKY BARRIER RECTIFIER



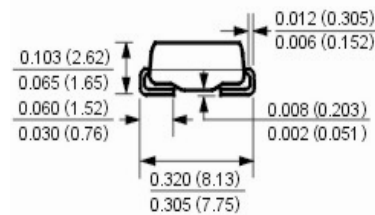
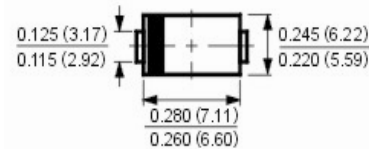
康比電子  
HORNBY ELECTRONIC

**REVERSE VOLTAGE:** 20 to 100 VOLTS  
**FORWARD CURRENT:** 3.0 AMPERE

### FEATURES

- Plastic package has Underwriters Laboratory Flammability Classification 94V-0
- For surface mounted applications
- High current capacity
- Built-in strain relief
- Low profile package
- Metal to silicon rectifier. majority carrier conduction
- High surge capacity
- Low power loss, high efficiency
- For use in low voltage high frequency inverters, free wheeling, and polarity protection applications
- High temperature soldering : 250°C /10 seconds at terminals

### DO-214AB(SMC)



### Dimensions in inches and (millimeters)

### MECHANICAL DATA

Case: Molded plastic, DO-214AB(SMC)  
Terminals: Axial leads, solderable per MIL-STD-750, method 2026 guaranteed  
Polarity: Color band denotes cathode end  
Packaging: 16mm tape per EIA STD RS-481  
Weight: 0.007 ounce, 0.21 gram

### Maximum Ratings and Electrical Characteristics

Ratings at 25°C ambient temperature unless otherwise specified.  
Single phase, half wave, 60Hz, resistive or inductive load.  
For capacitive load, derate current by 20%.

	Symbols	SK32	SK33	SK34	SK35	SK36	SK38	SK39	SK310	Units
Maximum Recurrent Peak Reverse Voltage	$V_{RRM}$	20	30	40	50	60	80	90	100	Volts
Maximum RMS Voltage	$V_{RMS}$	14	21	28	35	42	56	64	71	Volts
Maximum DC Blocking Voltage	$V_{DC}$	20	30	40	50	60	80	90	100	Volts
Maximum Average Forward Rectified Current at $T_L$ (See Fig. 1)	$I_{(AV)}$	3.0								Amp
Peak Forward Surge Current, 8.3ms single half-sine-wave superimposed on rated load (JEDEC method)	$I_{FSM}$	100								Amp
Maximum Forward Voltage at 3.0A (Note 1)	$V_F$	0.50			0.70		0.85			Volts
Maximum Reverse Current at $T_A=25^\circ\text{C}$ at Rated DC Blocking Voltage $T_A=100^\circ\text{C}$	$I_R$	0.5								mAmp
Typical Thermal Resistance (Note 2)	$R_{\theta JA}$	55								°C/W
	$R_{\theta JL}$	17								
Operating Junction Temperature Range	$T_J$	-55 to +125								°C
Storage Temperature Range	$T_{stg}$	-55 to +150								°C

### NOTES:

- 1- Pulse test: 300µs pulse width, 1% duty cycle
- 2- P.C.B. mounted with 0.55 x 0.55" (14 x 14mm) Copper Pad Areas

# SK32 THRU SK310

## SURFACE MOUNT SCHOTTKY BARRIER RECTIFIER



康比電子  
HORNBY ELECTRONIC

### RATINGS AND CHARACTERISTIC CURVES

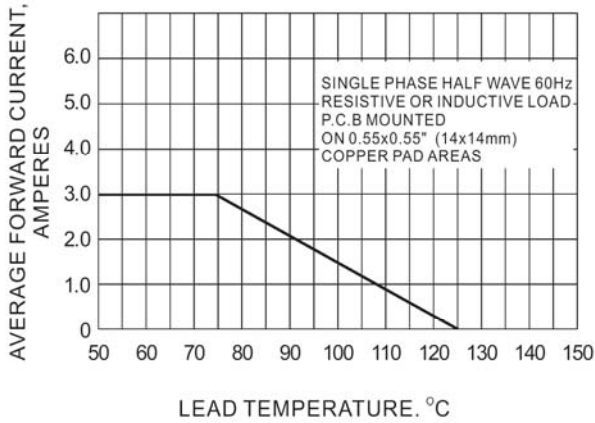


Fig.1- FORWARD CURRENT DERATING CURVE

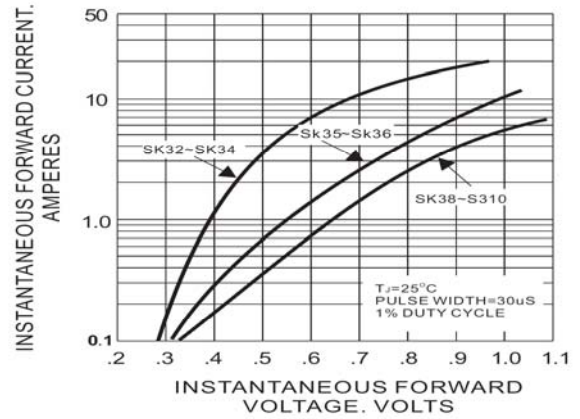


Fig.2- TYPICAL INSTANTANEOUS FORWARD CHARACTERISTICS

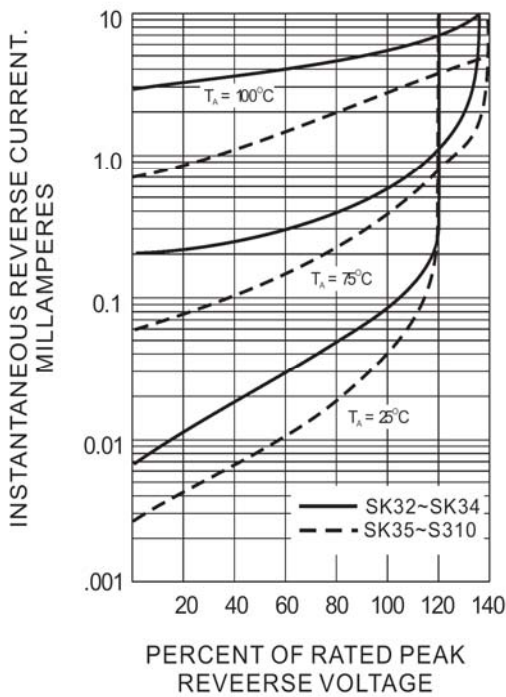


Fig.3- TYPICAL REVERSE CHARACTERISTICS

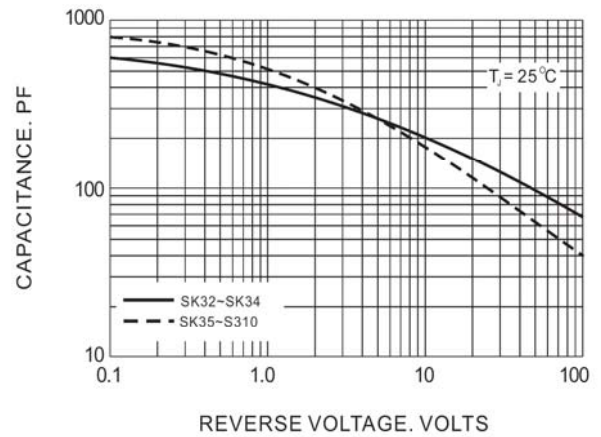


Fig.4- TYPICAL JUNCTION CAPACITANCE

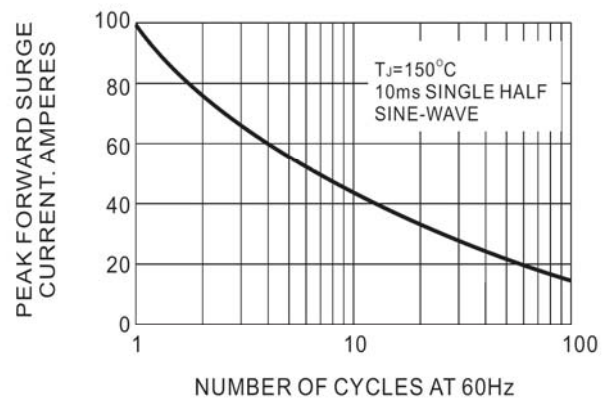


Fig.5- MAXIMUM NON-REPETITIVE PEAK FORWARD SURGE CURRENT