

2SA708

PNP Silicon Epitaxial Planar Transistor

for medium speed switching and low frequency amplifier applications.

The transistor is subdivided into three groups, R, O and Y according to its DC current gain.



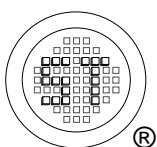
1. Emitter 2. Base 3. Collector
TO-92 Plastic Package

Absolute Maximum Ratings ($T_a = 25\text{ }^\circ\text{C}$)

Parameter	Symbol	Value	Unit
Collector Base Voltage	$-V_{CBO}$	80	V
Collector Emitter Voltage	$-V_{CEO}$	60	V
Emitter Base Voltage	$-V_{EBO}$	8	V
Collector Current	$-I_C$	700	mA
Collector Power Dissipation	P_{tot}	800	mW
Junction Temperature	T_j	150	$^\circ\text{C}$
Storage Temperature Range	T_{stg}	- 55 to + 150	$^\circ\text{C}$

Characteristics at $T_a = 25\text{ }^\circ\text{C}$

Parameter	Symbol	Min.	Typ.	Max.	Unit	
DC Current Gain at $-V_{CE} = 2\text{ V}$, $-I_C = 50\text{ mA}$	Current Gain Group R	h_{FE}	40	-	80	-
	O	h_{FE}	70	-	140	-
	Y	h_{FE}	120	-	240	-
Collector Base Cutoff Current at $-V_{CB} = 60\text{ V}$	$-I_{CBO}$	-	-	0.1	μA	
Emitter Base Cutoff Current at $-V_{EB} = 5\text{ V}$	$-I_{EBO}$	-	-	0.1	μA	
Collector Base Breakdown Voltage at $-I_C = 100\text{ }\mu\text{A}$	$-V_{(BR)CBO}$	80	-	-	V	
Collector Emitter Breakdown Voltage at $-I_C = 10\text{ mA}$	$-V_{(BR)CEO}$	60	-	-	V	
Emitter Base Breakdown Voltage at $-I_E = 100\text{ }\mu\text{A}$	$-V_{(BR)EBO}$	8	-	-	V	
Collector Emitter Saturation Voltage at $-I_C = 500\text{ mA}$, $-I_B = 50\text{ mA}$	$-V_{CEsat}$	-	-	0.7	V	
Base Emitter Saturation Voltage at $-I_C = 500\text{ mA}$, $-I_B = 50\text{ mA}$	$-V_{BEsat}$	-	-	1.1	V	
Current Gain Bandwidth Product at $-V_{CE} = 10\text{ V}$, $-I_C = 50\text{ mA}$	f_T	-	50	-	MHz	
Output Capacitance at $-V_{CB} = 10\text{ V}$, $I_E = 0$, $f = 1\text{ MHz}$	C_{ob}	-	13	-	pF	



SEMTECH ELECTRONICS LTD.



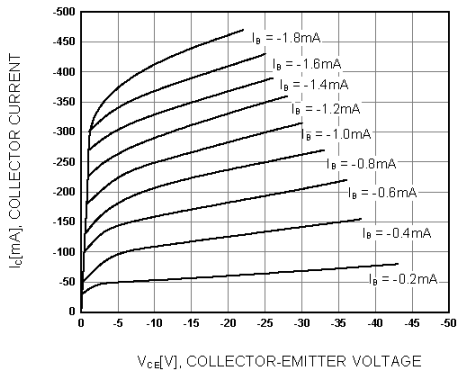


Figure 1. Static Characteristic

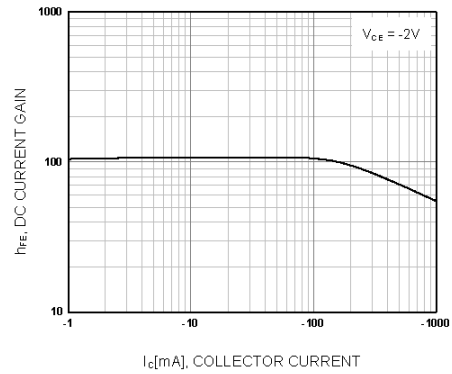


Figure 2. DC current Gain

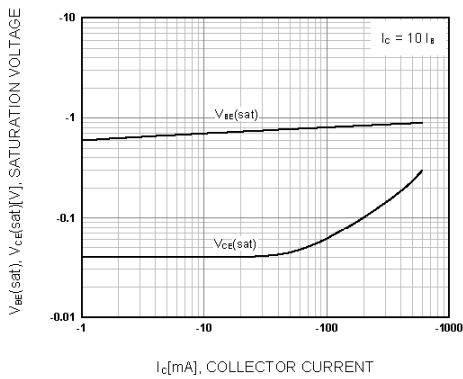


Figure 3. Base-Emitter Satration Voltage
Collector-Emitter Satration Voltage

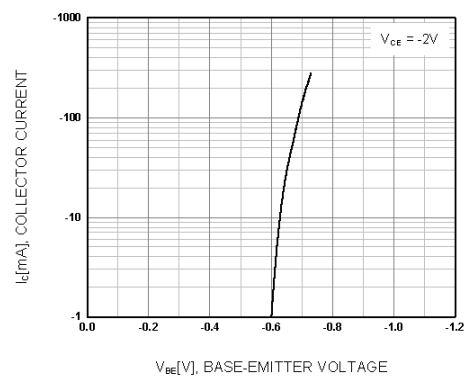


Figure 4. Base-Emitter On Voltage

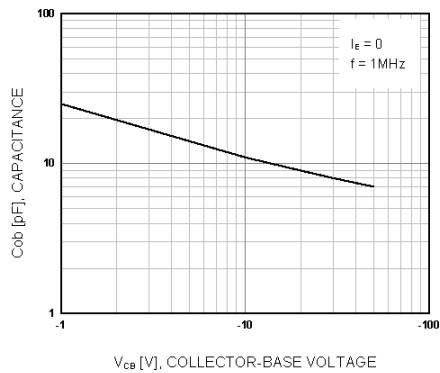
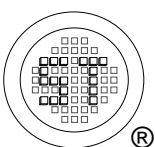


Figure 5. Collector Output Capacitance



SEMTECH ELECTRONICS LTD.

